3. Konzert in G
für Violine und Orchester
KV 216

Datiert Salzburg, 12. September 1775 *)

Allegro

Oboe I
Oboe II
Corno I,II in Sol/G
Violino principale
Violino I
Violino II
Viola I,II
Violoncello e Basso***)

5

a 2

*) Zur Datierung vgl. Vorwort und Krit. Bericht.
**) Zu T. 1-37 in Violino principale vgl. Krit. Bericht.
***) Fagott ad libitum, vgl. Vorwort.

©1983 by Bärenreiter-Verlag, Kassel

Internationale Stiftung Mozarteum, Online Publications (2006)


10
f
f
f
f
14


18
p
22
f
tr


26
p
p f
p f
p f



*) Zur Bedeutung von Solo und Tutti vgl. Vorwort.


44
TUTTI
a 2
Tutti
f
p
49
SOLO
Solo


54
59
f
p
tr


63
f
p
68
p
tr


72
p
p
76


80
tr
f
p
f
p
f
p
f
p
f
84
p
f
p
f
p


88
p
p
f
tr
f
p
f
f
f
92
TUTTI
crescendo
f
crescendo
f
pcrescendo
f
tr
Tutti
f
crescendo
f
p
crescendo
f
p
crescendo
f
p
crescendo
f


97
tr
tr
tr
101
f
p
f
p
f
p
f
p


106
SOLO
TUTTI
Solo
111
SOLO
a 2
Solo


115
119


124
p
128
f
p


132
f
f
f
f
f
p
f
p
f
p
f
p
p
p
137
tr



*) T. 151, Violino principale: Die Fermate sollte ausgeziert werden.


152
p
fp
fp
p
fp
fp
p
p
f
p
p
f
p
p
f
p
f
p
157
f
f
f
tr
f
p
f
p
f
p
f
p
f
p
f
p


162
TUTTI
a 2
Tutti
167
SOLO
Solo


172
177
f
p
tr


181
f
f
f
f
p
p
186
p
p
p
p
p
tr
tr


190
p
p
p
194


198
tr
f
p
202

206

p

p

f

tr

f

p

f

f

f

210

TUTTI

crescendo

crescendo

f

f

p

crescendo

f

tr

Tutti

f

crescendo

f

p

crescendo

f

p

crescendo

f

p

crescendo

f

214

TUTTI

f

tr

*)

Tutti

simile

simile

simile

218

*) T. 216, Violino principale: Hier ist eine Kadenz zu spielen.

222

tr

Adagio

Flauto I

Flauto II

Corno I,II in Re/D

Violino principale

con sordino

Violino I

con sordino

Violino II

con sordino

Viola I,II

Violoncello e Basso

f sempre pizzicato


3
SOLO
p
crescendo
f
Solo
6
tr


9
tr
tr
p
p
12
p
a2
p



*) T. 16, Violino principale, 2. und 3. Viertel: Ausführung wie T. 39.


21
SOLO
p
pizzicato
pizzicato
24
p
p
tr


27
crescendo
tr
f
p
coll' arco
pizzicato
30
a 2
3


33
p
p
tr
36

39

42

TUTTI

TUTTI

p crescendo

f

f

tr

crescendo

simile

coll'arco

*) T. 44, Violino principale: Hier ist eine Kadenz zu spielen.

46

SOLO

Solo

simile

pizzicato

RONDEAU

Allegro

Oboe I

Oboe II

Corno I, II in Sol/G

Violino principale

Violino I

Violino II

Viola I,II

Violoncello e Basso


10
p
f
p
f
p
f
p
21
p
p
f
p
f
p


32
SOLO
p
p
a 2
p
Solo
44
tr
tr
tr


55
tr
tr
67
f
f
f
f
f
f
f
p
p


77
p
p
86
tr


95
tr
107
p
p
p
p


120
133
TUTTI
SOLO
Tutti
Solo
f
p


144
tr
tr
tr
tr
p
p
156
p
p


165
174
tr
tr
tr


186
p
p
tr
p
199
f



*) T. 217, Violino principale: Hier sollte ein „Eingang" gespielt werden.


TUTTI
f
Tutti
242
a 2


Andante
252
SOLO
p
p
Solo
tr
tr
[♭]
tr
pizzicato
p
pizzicato
p
pizzicato
p
pizzicato
p
257
p
tr
tr
[♭]
tr



*) Zum *ossia*-System für Violino principale T. 269 ff. vgl. Vorwort.


271
p
275
ossia:
simile
simile
simile
simile


279
284
ossia:


288
Tempo primo
p
tr
297
tr
tr


308
f
f
f
f
f
p
f
p
f
f
319
TUTTI
SOLO
Solo
f
f
p
f
p
f


328
p
p
336
tr


345
tr
357
p



*) T. 377, Violino principale: Hier sollte ein „Eingang" gespielt werden.
**) T. 382-384, Violino principale: Diese Notation entspricht dem Autograph; das d' ist möglicherweise pizzicato (linke Hand) auszuführen.


390
TUTTI
f
Tutti
401
p


412
f
p
f
p
f
p
f
p
422
p
p
a2
p